

Surface Preparation Solutions

EXPERT SOLUTIONS • CUSTOMIZED SERVICE



Need proper surface preparation?

Proper coating adhesion requires proper surface preparation. Proper surface preparation involves achieving the correct surface profile and removing any coatings or contaminants.

SMITH surface preparation solutions enable you to achieve the correct surface profile to maximize the performance of whatever is applied to the surface.

Why choose SMITH?

Along with designing and building professional surface preparation tools for hard-working contractors, SMITH works with every customer to ensure they're getting the right solution for the job.

Our proven process involves:

- 1. Listening to the customer's job requirements
- 2. Advising the customer on the most-proven products and processes to achieving the goals of the job
- 3. Providing the parts and equipment necessary to quickly support tight timelines
- 4. Solving the customer's ongoing jobs with application guidance to ensure best results
- 5. Supporting the customer for life with continuous product innovation to ensure maximum performance

How can we help you?

Discover the benefits of partnering with a company who is committed to helping customers find the right solution to make the hard work of surface prep faster and easier.

If you are not already a SMITH customer, ask your peers about their SMITH experience.



Surface Preparation Selection Guides – How to use this guide:

The goal of this guide is to help you save time, money, and help you achieve the right surface profiles on your current or future jobs.

What material are you removing?	Asphalt	Dirt, Oil or Grease	Non-skids	Sealer or Cures
	Build-ups	Epoxy	Overlays	Surface-marks
	Coatings	Flaking paint	Preform tapes	Thermoplastic
	Cold-plastics	High-spots	Polyurea	Traffic paints
	Concrete	Mastics or Glues	Prep surfaces	
	Concrete forms	Mortar or Grouts	Raised sidewalks	
What surface are you working on?	Balconies or Decks	Dense-grade HMA	Sidewalks/Walkways	Steel surfaces
	Brick or Pavers	Ice	Slurry, chip, fog seals	Tined concrete
	Commercial floors	Open-grade HMA	Smooth concrete	Uneven surfaces
	Dairy barns	Roughen concrete	Stamped surface	Wood floors
Age of surface?	0 – 30 days	1 – 12 months	1 – 4 years	
Surface condition?	Smooth	Tined	Rough	
Ambient conditions?	Wet	Dry	Temperature:	
Will toppings be applied?	No	Yes	Type	
Your removal depth?	0 in - 1/8 in	1/8 in - 1/4 in	1/4 in - 1/2 in	over 1/2 in

DESIRED FINISHED PROFILE?				
SP1 Wire Brush, Acid Etch	SP2 Diamond Grind, PCD Flat	SP3 Fine Erase, Diamond Shave, Peen Strip, Light Blast	SP4 Medium Erase, Very Fine Strip/Scrape, Light/Med Blast	SP5 Coarse Erase, Fine Scarify, Medium Blast, Fine Strip/Scrape
SP1	SP2	SP3	SP4	SP5
SP6 Medium Scarify, Medium-Heavy Blast, Medium Strip/Scrape	SP7 Medium-Coarse Scarify, Heavy Blast, Coarse Strip/Scrape	SP8 Coarse Scarify, Coarse Scabble, Fine Plane	SP9 Very Coarse Scarify, Medium Plane	SP10 Coarse Plane
SP6	SP7	SP8	SP9	SP10

Will dust need to be collected?	No	Yes	Yes – HEPA	
Walls or obstacles?	No	Yes	Type	
Your power needs?	Air	Electric	Gas	Propane
When does your job start?	0 – 5 Days	6 – 29 Days	30 – 60 Days	
When will your job end?	0 – 5 Days	6 – 29 Days	30 – 60 Days	
Daily production needs?	0 – 99 sq ft	100 – 999 sq ft	1000 – 9,999 sq ft	
Your labor experience?	None	Novice: 0 –1 yr	Apprentice: 1 – 4 yr	Expert: 5+ yrs
Got equipment?	No	Yes	Make/Model	
Got cutters?	No	Yes	Type/Qty.	

SURFACE PREPARATION

Proper coating adhesion requires proper surface preparation. SMITH offers a full range of scarifiers and cutters to create the correct surface profile (SP) while leaving the surface looking untouched, guaranteeing good coating adhesion.

Drum Style Cutters



Wire Brush
Steel Star
Steel Beam
Carbide Flail
Carbide Flat
Carbide-Tipped Miller
Full-Carbide Miller
Carbide Pick
Diamond Blade
PCD Flat
PCD Nano-round
PCD Round

Concrete											
Dirt/Debris Removal	Grease/Oil Removal	Curing Compound	Paint Removal	Epoxy/2K Paint Removal	Thermoplastic Removal	Tape Removal	Trip Hazard Removal	Surface Leveling	Anti-Slip Grooving	Inlay - Thermoplastic	Inlay - Tape

Rotary Style Cutters



Wire Brush
Carbide Pin 72
Carbide Pin 48
Carbide Pin 24
Carbide Pick

	Best Cutter Choice
	Suitable Cutter Choice

Concrete

SP1	SP2	SP3	SP4	SP5	SP6	SP7	SP8	SP9	SP10

Asphalt

SP1	SP2	SP3	SP4	SP5	SP6	SP7	SP8	SP9	SP10

Asphalt											
Dirt/Debris Removal	Grease/Oil Removal	Paint Removal	Epoxy/2K Paint Removal	Thermoplastic Removal	Tape Removal	Trip Hazard Removal	Surface Leveling	Anti-Slip Grooving	Inlay - Thermoplastic	Inlay - Tape	

Surface Profile											
SP1 (10-30 MILS)	SP2 (30-35 MILS)	SP3 (35-40 MILS)	SP4 (40-60 MILS)	SP5 (60-80 MILS)	SP6 (80-120 MILS)	SP7 (120-160 MILS)	SP8 (160-200 MILS)	SP9 (200-240 MILS)	SP10 (240-280 MILS)		

F											
		F / M									
		F / M									
				F / M / C							
				F / M / C							
				F / M / C							
				F / M / C							
								F / M / C			
		F / M									
		F									
			F								
				F							

F											
				F							
					M						
						C					




CUTTERS AND OEM REPLACEMENT PARTS

PCD Cutters

SMITHS's PCD drums are revolutionizing surface preparation applications by using self-sharpening polycrystalline diamond technology to gently shave the surface. These cutters last up to 30X longer than traditional carbide flails and cut up to 3X faster than diamond blades, so you can finish the job faster and be more productive.

Larger PCD cutters provide more surface area for bonding and increased durability in tough applications



Unique self-locating detent feature aligns every PCD cutter to provide a consistent surface profile

Self-sharpening cutting edge maintains profile for the life of the cutter

PCD Flat




PCD Nano-Round



PCD Round





FS200 / FS209 Series PCD Cutters



PCD FLAT	PCD NANO-ROUND	PCD ROUND	DESCRIPTION	CUT WIDTH	# INSIDE PLATES	# OUTSIDE PLATES
25T443	25T445	25T444	PCD Drum Assembly, 8 in Cut	8 in	8	1
20A041	20A043	20A042	PCD Cutter Plate — Inside			
20A044	20A046	20A045	PCD Cutter Plate — Outside			

SPS10 Series PCD Cutters



PCD FLAT	PCD NANO-ROUND	PCD ROUND	DESCRIPTION	CUT WIDTH	# INSIDE PLATES	# OUTSIDE PLATES
25T434	25T438	25T436	PCD Drum Assembly, 10 in Cut	10 in	12	1
25T435	25T439	25T437	PCD Drum Assembly, 5 in Cut	5 in	6	0
25R935	25R986	25R937	PCD Cutter Plate — Inside			
25R936	25R987	25R938	PCD Cutter Plate — Outside			

FS351 Series PCD Cutters



PCD FLAT	PCD NANO-ROUND	PCD ROUND	DESCRIPTION	CUT WIDTH	# CUTTER PLATES
25B491	25B490	25B492	PCD Drum Assembly, 16 in Cut	16 in	22
19Y796	19Y798	19Y797	PCD Cutter Plate		

*High-Speed Pulley Kit Required

CUTTERS AND OEM REPLACEMENT PARTS

Premium Diamond Blades



Professionals select SMITH premium diamond blades for grinding, grooving, recessing, and inlay applications, because they outperform other diamond blades. This is because SMITH only uses high-quality diamonds and a unique bonding system to ensure optimum cut speed and service life. Available in a range of finishes and sizes up to 20 inches for use in most walk-behind, self-propelled, and truck-mounted systems.

Ultra-Premium Carbide Cutters

SMITH offers a variety of carbide cutters and OEM replacement parts for nearly any application. These cutters use only the highest-quality tungsten carbide, ensuring a long service life in demanding applications.



Flail It™ Carbide Flails

Ideal for removing paint and epoxy markings, surface leveling, and removing trip hazards.



Guarantee It™ 300 Carbide Flails

Similar to Flail It carbide flails. These carbide flails last up to 3X longer because they use a larger carbide pin.



Mill It™ Carbide Millers

Millers scrape the surface to remove markings, making them the ideal choice for removing tape and thermoplastic.



Scrape It™ Full Carbide Scrapers

Similar to Mill It carbide millers, but cast entirely from carbide to ensure a longer service life.



Strip It™ 4N1 Carbide Flats

These versatile cutters use a flat carbide pin to strip, groove, mill, and clean concrete and asphalt surfaces.



Chase It™ Carbide Routers

For fast cutting and long life, use Chase It carbide routers for your crack routing, joint cleaning, plunge-cut removal or grooving machines.



SMITH also offers a wide range of OEM replacement parts for walk-behind, self-propelled, and ride-on surface prep equipment. Please call your SMITH representative for more information.

- Carbide road planing bits
- Five segment diamond block assembly
- Scabbler bits
- Carbide cutter holder assemblies
- Drums, shafts, bushing, spacers, and more



Plane It™ Carbide Picks

Plane It carbide picks are ideal for applications requiring aggressive removal of coatings or material. They are available for drum and rotary scarifiers.



Finish It™ Tool Steel Cutters

SMITH offers a wide variety of cutters manufactured from high-quality tool steel. These cutters are heat-treated for a longer life.

- Beam: gentle removal
- Stars: deeper substrate penetration
- Saw-Tooth: for aggressive removal



BEAM



STARS



SAW-TOOTH

Cure It™ Wire Brushes



Wire brushes are ideal for removing curing compounds and cleaning surfaces without damaging the substrate. SMITH offers a variety of brushes for SMITH and OEM equipment.

Erase It™ Rotary Cutters



Ideal for removing paint, epoxy, thermoplastic, and tape, SMITH offers a variety of carbide and steel cutters for SMITH and OEM rotary scarifiers. Unlike drum-style scarifiers that can damage or leave grooves on the surface if used incorrectly, rotary scarifiers hover on the surface while chipping and scraping the marking below. This results in groove-free removal without damaging the surface.

POPULAR CUTTERS

SMITH offers a full range of cutters and OEM replacement parts for scarifying equipment. List below is a sampling of our most popular cutters. Please contact us if your solution is not listed below.

DESCRIPTIONS	PART NUMBER	O.D.	I.D.	WIDTH
		in.	in.	in.
Components available for building custom-width drums				
Diamond Blades				
7 inch	W.DB.7.25	7		0.25
	W.DB.7.125	7		0.125
10 inch	W.DB.S.10.25.15	10		0.25
	W.DB.S.10.3MM.15	10		3mm
Additional offerings available in 7, 10, 12, 14, 18, and 20 inch O.D. for asphalt and concrete				
Flail It Carbide Flails				
8 Spike Flail	CF2118	2.29	1.02	0.25
	CF2128	2.38	0.79	0.24
	CF2618	2.30	0.68	0.25
	CF2119	2.68	1.02	0.25
	CF3158.1	3.26	1.18	0.32
	CF3158.0	3.26	1.03	0.32
	CF3159	3.15	1.03	0.32
	CF3159.0	3.15	1.18	0.32
12 Spike Flail	CF3150.1	3.15	1.03	0.32
	CF3151.1	3.15	1.18	0.32
	CF3152.1	3.15	1.30	0.32
8 Spike Round Flail	CF1519	1.40	0.47	0.24
5 and 6 Spike Flail	CF2514	1.68	0.63	0.24
	CF2516	1.85	0.61	0.25
	CF2616	2.24	0.68	0.25
	CF2116	2.23	1.02	0.25
Guarantee It 300 Carbide Flails				
12 Flail Pins	CF3001	3.26	1.06	0.43
	CF3002	3.26	1.38	0.43

DESCRIPTIONS	PART NUMBER	O.D.	I.D.	WIDTH
		in.	in.	in.
Strip It 4N1 Carbide Flats				
6 Teeth	CF2526	1.85	0.61	0.24
8 Teeth	CF2228	2.38	0.79	0.24
16 Teeth	CF4116	3.23	1.04	0.32
Mill It Carbide Edge Millers				
5 or 6 Edge	CM2535	1.66	0.60	0.85
	CM2150	2.23	0.68	0.87
	CM2151	2.23	0.79	0.87
	CM3136	3.20	1.03	0.87
	CM3137	3.20	1.18	0.87
	CM3146	3.25	1.03	1.54
Scrape It Full-Carbide Scrapers				
Scraper Squares	CP2400	0.75	0.26	0.26
	CP2401	0.75	-	0.19
	CP2402.8N	1.00	0.38	0.19
	CP2403	1.00	0.38	0.32
7 Edge Scraper	CM2520	1.68	0.54	0.47
12 Edge Scraper	CM2550	2.22	0.87	0.79
15 Sided Stars	CF0410	1.20	0.45	0.14
	CF0411	1.20	0.45	0.21
	CF0412	1.20	0.45	0.25
23 Sided Star	CF0413	1.55	0.57	0.24
10 Sided, Angled	CF0409	1.05	0.47	0.16
12 Sided, Blunt	CF0415	1.67	0.61	0.16



PLANE IT ROAD PLANING BITS							
1	2	3	4	5	6	7	8
MB81	MB83NB	MB28.NB	MB28.NS	MB89.NS	MB66	MB69	MB68L
Sharp tip	Blunt tip	Blunt tip	Sharp tip	Sharp tip	Sharp tip	Blunt tip	Blunt tip

DESCRIPTIONS	PART NUMBER	O.D.	I.D.	WIDTH
		in.	in.	in.
Finish It Tool-Steel Cutters				
Beam (Blunt)	HS1013	1.65	0.64	0.125
	HS1000	2.00	0.59	0.156
	HS1001	2.00	0.78	0.160
	HS2024	2.38	0.80	0.160
	HS2025	2.38	1.03	0.160
	HS3001.1	3.02	1.03	0.197
	HS3030	3.02	1.18	0.197
Star (Sharp)	HS1043	1.50	0.53	0.130
	HS1053	1.65	0.53	0.125
	HS1003	1.65	0.64	0.130
	HS1004	2.00	0.57	0.160
	HS1008	2.00	0.79	0.156
	HS3002	3.00	1.03	0.197
Saw-Tooth (Sharp)	HS0010	1.00	0.44	0.125
	HS0011	1.48	0.64	0.125
	HS0012.1	1.24	0.63	0.125
	HS0013	1.60	0.64	0.125
Chase It Carbide Edge Routers				
With Hub (0.867")	RP0158	3.63	1.04	0.358
	SS0158	4.84	1.00	0.372
	SS0138	6.50	1.00	0.372
No Hub	RP0058	3.63	1.04	0.358
	SS0058	4.84	1.01	0.375

WIRE BRUSH ASSEMBLY FOR		PART NUMBER
Cure It Wire Brushes		
SPS10		107500A
FS200, FR200, RT200, etc.		920.3010A
SPS8, CPM8		65059NA
MRL Grinders		MR-7512A
FS351, Stripe Eater		SW-7510A
Set of 6 cup discs for X3 & LNX8		X3.00.101.00A

PART NUMBER	NUMBER OF PINS	NUMBER OF BEARINGS	FINISH	OEM FOR
Erase It Rotary Bit Carbide Cutters				
ED3000NA	72	2	SP6	TLR7
ED3001NA	144	2	SP5	TLR7
ED3002NA	216	2	SP4	TLR7
PM3000NA	72	3	SP6	PMEraser, SMITH X-series
PM3001NA	144	3	SP5	PMEraser, SMITH X-series
PM3002NA	216	3	SP4	PMEraser, SMITH X-series
Erase It Rotary Steel Pin Cutters				
LX3518NA	54	1	SP6	PMEraser, Linax

SMITH Surface Preparation Systems
2504 NW 19 Street
Building O
Pompano Beach, Florida USA 33069

Phone: 1-954-941-9744
Toll-free: 800-653-9311
<http://smithmfg.com/>

Handhelds

FS050

The FS050 is a rugged and lightweight handheld scarifier designed for edging and removal in hard-to-reach places. It has a cut width of up to 2 inches and comes in electric and pneumatic models.

Jobsite Tough Design

- Steel and high-impact plastic construction
- Sealed bearings for extended life

Left and Right Hand Operation

- Reversible handle for left and right-handed users

Power Options

- 110v and pneumatic

Dust Ports

- Easily connects to MV-series vacuums for collecting airborne silica dust



FS150

The FS150 is a rugged and lightweight handheld rotary eraser ideal for cleaning, texturing, descaling, and scabbling surfaces. It provides a removal path of up to 7 inches using a variety of cutters to get the finish you require. Available in electric or pneumatic models.

Jobsite Tough Design

- Steel and high-impact plastic construction
- Sealed bearings for extended life

Wide Removal Path

- Rotary action removes 7 in wide path

Power Options

- 110v and pneumatic

Dust Ports

- Easily connects to MV-series vacuums for collecting airborne silica dust



Drum Scarifiers

FS200 and FS209



The FS200 and FS209 drum scarifiers are ideal for quick surface preparation on concrete, asphalt, and steel. Both can cut a path up to 8 inches wide. The FS200 is available in gasoline (5.5HP Honda®) and electric-powered versions. The FS209 takes the portability and flexibility of the FS200 and adds more power via 9HP Honda gasoline engine.



Get The Right Cut

- Depth control lever and knob for fine-tuning your cut
- Wide variety of compatible cutters

Jobsite Tough Design

- All-steel construction
- Maintenance-free bearings
- Removable side plate for easy drum removal

Reduced Vibration

- Anti-vibration foam grips

Power Options

- 5.5 HP and 9 HP (FS209) Honda gasoline engine
- 1.5 HP, 120v, 1ph
- 2 HP, 120/220v, 1ph
- 3 HP, 220v, 1ph
- 3 HP, 220/480v, 3ph

Dust Ports

- Easily connects to MV-series vacuums for collecting airborne silica dust

Accessories

- Edger kit
- Water kit



FS200
Electric
Shown



FS209
shown

SPS8

The SPS8 is a compact scarifier ideal for small surface preparation jobs on concrete or asphalt. This all-purpose scarifier has a maximum cut width of 8 inches and can be used with a large assortment of cutters to remove markings, level uneven surfaces, and prepare surfaces for new markings.



Get The Right Cut

- Depth control dial with 0.01 in adjustments for precise control of cut depth

Jobsite Tough Design

- Heavy-duty steel frame
- Sealed bearings
- Shock absorber to protect drum against damage
- Heavy-duty bushed drums

Reduced Vibration

- Foam grips for reduced vibration

Power Options

- 9 HP Honda
- 5 HP, 230v, 1ph
- 5 HP, 230/480v, 3ph

Dust Ports

- Easily connects to MV-series vacuums for collecting airborne silica dust



Drum Scarifiers

SPS10



The SPS10 is a high-output drum-style scarifier ideal for surface preparation on a wide variety of surfaces including asphalt, concrete, and steel. This all-purpose scarifier has a maximum cut width of 10 inches and can be paired with a wide assortment of cutters and accessories to remove markings, level uneven surfaces, and groove for inlay.

Get The Right Cut

- Depth control dial with 0.01 in adjustments for precise control of cut depth
- Efficient “No Bounce” center-weight design

Jobsite Tough Design

- Heavy-duty steel frame
- Sealed bearings
- Shock absorber to protect drum against damage
- Heavy-duty bushed drums

Comfort and Ease of Use

- Adjustable handlebar
- Foam grips for reduced vibration
- Removable side plate makes changing drums easy



Gas and Electric-Powered Options

- 13 HP Honda
- 5 HP, 230v, 1ph
- 7.5 HP, 230v, 1ph
- 7.5 HP, 230/480v, 3ph

Dust Ports

- Easily connects to MV-series vacuums for collecting airborne silica dust

Accessories

- Water kit
- Edger kit
- Hitch kit



SPS10
Electric
shown

SPS10 DCS

The days of manually adjusting cutter depth are over. The SPS10 DCS takes the proven capability and flexibility of the popular SPS10 and adds SMITH's revolutionary electronic DCS Depth Control System that raises and lowers your cutter with the push of a button.

Eliminate Measuring and Guesswork

- Adjust cut depth in 0.01 in increments
- Set “zero point” where cutter meets the surface
- Displays active depth from zero point in English or metric units

Total Operator Control

- Easy adjustment via control panel and handlebar controls
- Quickly adjust to uneven surfaces
- Achieve consistent cut depth for inlay
- Eliminate damage

Durable and Maintenance-Free Design

- Aluminum control enclosure holds up to harsh job site environments
- All electronic components are 100% encapsulated to protect against vibration and weather
- Linear actuator enclosed in sealed case to resist water, dust, and debris



Drum Scarifiers

FS351 DCS

The FS351 DCS is a heavy-duty, self-propelled drum scarifier designed to tackle the most demanding jobs. It has a maximum cut width of 16 inches and features SMITH's electronic DCS Depth Control System, which allows users to precisely adjust the cut depth without stopping production. The FS351 DCS is available in gas, electric, and propane-powered versions.



Do-it-All Solution

- Adaptable for leveling, grooving, scarifying, and removing coatings
- Up to 15 in with standard drums, 16 in with PCDs
- Wide variety of cutters available
- Quick-change side plate for easier drum removal

Self-Propelled

- Variable-Speed, Hydraulic Drive allows user to dial in the speed for each application

Designed for the Toughest Jobs

- All-Steel Chassis
- Low-vibration
- Long bearing life

Dust Ports

- Easily connects to MV-series vacuums for collecting airborne silica dust

Power Options

- 38 HP EFI Kohler® Gasoline
- 25 HP EFI Kohler Propane
- 20 HP, 380/480v, 3ph

Accessories

- Outboard levelling wheels
- Water kit
- Transport wheel kit



Eliminate Measuring and Guesswork

- Adjust cut depth in 0.01 in increments
- Set "zero point" where cutter meets the surface
- Displays active depth from zero point in English or metric units

Total Operator Control

- Easy adjustment via control panel and handlebar controls
- Quickly adjust to uneven surfaces
- Achieve consistent cut depth for inlay
- Eliminate damage due to "dropped drums"

Durable and Maintenance-Free Design

- Aluminum control enclosure holds up to harsh job site environments
- All electronic components are 100% encapsulated to protect against vibration and weather
- Linear actuator enclosed in sealed case to resist water, dust, and debris



Rotary Erasers LNX8



The LNX8 is the ideal choice for when you need to remove lines without the grooving pattern or ghostlines typically associated with drum-style scarifiers. The rotary action of this scarifier hovers over the surface, breaking the coating while simultaneously scraping across it, leaving a smooth beveled edge without grooves or undulations.

No Groove Eraser

- Rotary cut removes lines without leaving grooves
- 8 in cut width

“No Damage” Control

- Depth control dial with 0.01 in adjustments for precise control of cut depth
- Control cutter pitch
- Pressure control system with spring allows it to float on surface for nice beveled finish

Tilt-Up Chassis

- Toolless design for quick and easy replacement of cutters

Jobsite Tough Design

- All steel frame
- Maintenance-free bearings

13 HP Honda Engine with Electric Start

- All steel frame

Dust Ports

- Easily connects to MV-series vacuums for collecting airborne silica dust

Accessories

- Hitch kit



LNX8 DCS

The days of manually adjusting cutter depth are over. The LNX8 DCS takes the proven capability and flexibility of the popular LNX8 and adds SMITH's revolutionary electronic DCS Depth Control System that raises and lowers your cutter with the push of a button.

Eliminate Measuring and Guesswork

- Adjust cut depth in 0.01 in increments
- Set “zero point” where cutter meets the surface
- Displays active depth from zero point in English or metric units

Total Operator Control

- Easy adjustment via control panel and handlebar controls
- Quickly adjust to uneven surfaces
- Eliminate damage due to “dropped spindles”

Durable and Maintenance-Free Design

- Aluminum control enclosure holds up to harsh job site environments
- All electronic components are 100% encapsulated to protect against vibration and weather
- Linear actuator enclosed in sealed case to resist water, dust, and debris



Rotary Erasers X1



The X1 No Groove Eraser is a high production rotary eraser that attaches to low-flow hydraulic loaders for increased performance over the LNX8.

No Groove Eraser

- Rotary cut removes lines without leaving grooves
- 8 in cut width

“No Damage” Control

- Spring suspension allows cutters to “float” on the surface
- Multi-point depth adjustment for accurate depth control

Hydraulic Power


- 20 HP Low-Flow Hydraulic

Bob-Tach® Quick-Attach Backplate

- Quick, tool-free connection to most skid loader equipment

Dust Ports

- Easily connects to MV-series vacuums for collecting airborne silica dust



X3

The X3 is the highest production rotary eraser that SMITH offers. This skid steer mounted machine uses three cutter assemblies to remove up to 16 inches every pass. It is offered in gas and hydraulically powered versions.

No Groove Eraser

- Rotary cut removes lines without leaving grooves
- Three cutter assemblies provide 16 in cut width

“No Damage” Control

- Spring suspension allows cutters to “float” on the surface
- Multi-point depth adjustment for accurate depth control

Power Options

- 40 HP High-Flow Hydraulic
- 25 HP Kohler Gasoline

Bob-Tach Quick-Attach Backplate

- Quick, tool-free connection to most skid loader equipment

Dust Ports

- Easily connects to MV-series vacuums for collecting airborne silica dust



40 HP High-Flow Hydraulic Model



25 HP Kohler Gasoline Model

Ride-On Equipment

SR-25 Sulky Driver



Why walk when you can ride? SMITH's SR-25 Sulky Driver connects to your walk-behind equipment, enabling you to increase your productivity.

No Pushing Between Jobs

- Dual Foot Pedal System with forward and reverse

Contractor-Preferred Power

- Honda gasoline engine

Easier Starting

- ProStart™ requires up to 50% less pulling effort to start the engine and outperforms other starting systems in cooler weather



After-Dark Lighting

- Adjustable lighting system allows you to keep working in low-light conditions while protect
- Break-A-Way design protects against costly repairs

EZOFF

The EZOFF up-cut carriage mounts to your SPS10 or SPS8 drum scarifier, allowing it to be operated as an up-cut machine for easier grooving and marking removal. It features built-in depth controls for quick adjustment on the fly. Not compatible with SPS10 DCS.



EZOFF up-cut carriage with SPS10 drum scarifier and SR-25 Sulky Rider Shown

Dust Collection

Vacuum Systems

When used in conjunction with SMITH scarifiers, SMITH's MV-series of heavy-duty Vacuum Systems help reduce airborne silica dust levels to meet OSHA's safety requirements. All MV dust collectors feature rugged, all-steel construction to handle heavy-duty concrete and asphalt grinding applications. Available in electric (MV360 and MV1000) and gasoline-powered models (MV5500).

Safer Jobsites

- OSHA-compliant filters remove harmful silica dust, resulting in a safer environment

Reduced Filter Clogging

- Knockdown paddles remove debris that can clog filters

Easy Filter Changes

- Toolless filter design enables users to quickly replace filters

Longer Run Time

- High-capacity Longopac® bags extend run time (MV1000 and MV5500 only)

Power Options

- 2 HP, 110v, 1ph (MV360)
- 3 HP, 220v, 1ph (MV1000)
- 13 HP Honda Gasoline (MV5500)



MV360



MV1000



MV5500



MV-SA



MV-SC

Cyclone Separators

SMITH cyclone separators collect large debris before it reaches your vacuum, greatly extending the time between filter changes.

Fewer Filter Changes

- Removes large debris before it gets to the vacuum filter, reducing filter clogs and enabling you to work longer



Jobsite-tough Design


- Heavy-duty steel construction stands up to harsh jobsite environments

Longer Run Time

- Choose between a 20 gallon drum (MV-SA) or a high-capacity Longopac bag (MV-SC) depending on your debris collection needs

PRODUCT SPECIFICATIONS

SERIES	HANDHELD		DRUM SCARIFIERS	
				
UNIT MODEL	FS050	FS150	FS200	FS209
Weight lb (kg)	12 (5.5)	15 (6.8)	150 (68)	160 (73)
Cutter Type	Drum	Rotary	Drum	Drum
Max Removal Width	2 in.	7 in.	8 in.	8 in.
Drum Diameter	4 in.	N/A	5 in.	5 in.
Power Options/HP	110v pneumatic	110v pneumatic	5.5 HP Honda Gas 1.5 HP, 110v, 1ph 2 HP, 110/220v, 1ph 3 HP, 220v, 1ph 3 HP, 220/480v, 3ph	9 HP Honda Gas
Gas Engine Start	N/A	N/A	Pull	Pull
Vacuum Ports	1	1	1	1
Driver Compatible	NO	NO	NO	NO
Max Removal Rate	100 sq ft/hr	100 sq ft/hr	300 sq ft/hr	400 sq ft/hr
Wet Controls	N/A	N/A	Optional	Optional
Tach/Hour Meter	N/A	N/A	Optional	Optional
Ball Hitch	N/A	N/A	N/A	N/A
Line Pointer	N/A	N/A	N/A	N/A
Edger	N/A	N/A	Optional	Optional
Compatible Cutter Assemblies				
Cure It Wire Brush			■	■
Finish It Steel Star	■	■	■	■
Finish It Steel Beam			■	■
Remove It Carbide Star	■	■		
Flail It Carbide Flail	■	■	■	■
Strip It 4N1 Carbide Flat	■		■	■
Mill It Carbide Miller			■	■
Scrape It Full-Carbide Miller			■	■
Plane It Carbide Pick				
Diamond Blade				
PCD Drum			■	■
Compatible Rotary Cutters				
Cure It Wire Brush				
Erase It Carbide Pin 24				
Erase It Carbide Pin 48				
Erase It Carbide Pin 72				
Plane It Carbide Pick				

DRUM SCARIFIERS			
			
SPS8	SPS10	SPS10 DCS	FS351 DCS
225 (102)	230 (104)	260 (118)	750 (340)
Drum	Drum	Drum	Drum
8 in.	10 in.	10 in.	15 in.
7 in.	7 in.	7 in.	10 in.
9 HP Honda Gas	13 HP Honda Gas	13 HP Honda Gas	38 HP Kohler EFI Gas
5 HP, 230v, 1ph	5 HP, 230v, 1ph		25 HP Kohler EFI Propane
5 HP, 230/480v, 3ph	7.5 HP, 230v, 1ph		20 HP, 380/480v, 3ph
	7.5 HP, 230/480v, 3ph		
Pull	Pull	Electric	Electric
2	2	2	2
YES	YES	YES	NO
400 sq ft/hr	700 sq ft/hr	700 sq ft/hr	3500 sq ft/hr
Optional	Optional	Optional	Optional
Optional	Optional	Standard	Standard
Optional	Optional	Optional	N/A
Optional	Optional	Optional	N/A
Optional	Optional	Optional	N/A
■	■	■	■
■	■	■	■
■	■	■	■
■	■	■	■
■	■	■	■
■	■	■	■
■	■	■	■
■	■	■	■
■	■	■	■
■	■	■	■

PRODUCT SPECIFICATIONS

SERIES

ROTARY SCARIFIERS



UNIT MODEL	LNX8	LNX8 DCS	X1	X3
Weight lb (kg)	450 (204)	460 (209)	480 (218)	956 (434)
Cutter Type	Rotary	Rotary	Rotary	Rotary
Max Removal Width	8 in.	8 in.	8 in.	16 in.
Drum Diameter	N/A	N/A	N/A	N/A
Power Options/HP	13 HP Honda Gas	13 HP Honda Gas	20 HP Hydraulic	40 HP Hydraulic 25 HP Kohler Gas
Gas Engine Start	Electric	Electric	N/A	Electric
Vacuum Ports	1	1	2	2
Driver Compatible	YES	YES	Bob-Tach Skid Loader	Bob-Tach Skid Loader Connection
Max Removal Rate	800 sq ft/hr	800 sq ft/hr	1000 sq ft/hr	2400 sq ft/hr
Wet Controls	N/A	N/A	N/A	N/A
Tach/Hour Meter	Optional	Standard	Standard	Standard
Ball Hitch	Optional	Optional	N/A	N/A
Line Pointer	N/A	N/A	N/A	N/A
Edger	N/A	N/A	N/A	N/A

Compatible Cutter Assemblies				
Cure It Wire Brush				
Finish It Steel Star				
Finish It Steel Beam				
Remove It Carbide Star				
Flail It Carbide Flail				
Strip It 4N1 Carbide Flat				
Mill It Carbide Miller				
Scrape It Full-Carbide Miller				
Plane It Carbide Pick				
Diamond Blade				
PCD Drum				

Compatible Rotary Cutters				
Cure It Wire Brush	■	■	■	■
Erase It Carbide Pin 24	■	■	■	■
Erase It Carbide Pin 48	■	■	■	■
Erase It Carbide Pin 72	■	■	■	■
Plane It Carbide Pick	■	■	■	■

DRIVER



UNIT MODEL	SR-25 SULKY
Operating Speed Forward MPH (KM/H) Reverse MPH (KM/H)	Up to 10 (16) Up to 6 (10)
Engine size CC (HP)	Honda 200 (6.5)
weight - lb (kg)	275 (125)
Fuel Capacity gal (ltrs)	.95 (3.6)
Engine Start	ProStart

CYCLONE SEPARATORS



UNIT MODEL	MV-SA	MV-SC
Collection	20 gal drum	Bag Collection

VACUUMS



UNIT MODEL	MV360	MV1000	MV5500
Power	2 HP, 110v, 1ph	3 HP, 230v, 1ph	13 HP Honda Gas
Airflow (CFM)	260	375	300
Vacuum Pressure	90" Water	100" Water	150" Water
Weight - lb (kg)	128 (58)	175 (80)	375 (170)
Available Filters	OSHA	OSHA	OSHA & HEPA
Capacity	20 gal drum	Bag Collection	Bag Collection



SMITH Surface Preparation Systems

2504 NW 19 Street

Building O

Pompano Beach, Florida USA 33069

Phone: 1-954-941-9744

Toll-free: 800-653-9311

smithmfg.com